

### Item Comparisons

By examining individual NSSE questions, you can better understand what contributes to your institution's performance on the Engagement Indicators. This section displays the five questions<sup>a</sup> on which your students scored the highest and the five questions on which they scored the lowest, relative to students in your comparison group. Parenthetical notes indicate whether an item belongs to a specific Engagement Indicator or is a High-Impact Practice. While these questions represent the largest differences (in percentage points), they may not be the most important to your institutional mission or current program or policy goals, or equally available to all students. For additional results, see your *Frequencies and Statistical Comparisons* report.

#### First-year

##### Highest Performing Relative to Carnegie Class

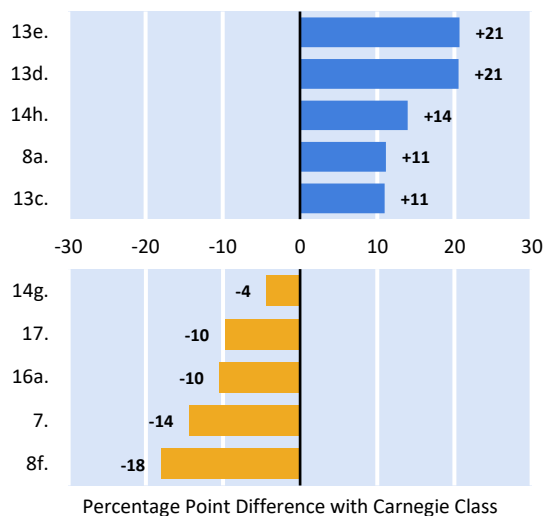
Quality of interactions with other administrative staff and offices (...) <sup>d</sup> (QI)

Quality of interactions with student services staff (...) <sup>d</sup> (QI)

Institution emphasis on attending campus activities and events (...) <sup>c</sup> (SE)

Discussions with... People of a race or ethnicity other than your own <sup>b</sup> (DD)

Quality of interactions with faculty <sup>d</sup> (QI)



##### Lowest Performing Relative to Carnegie Class

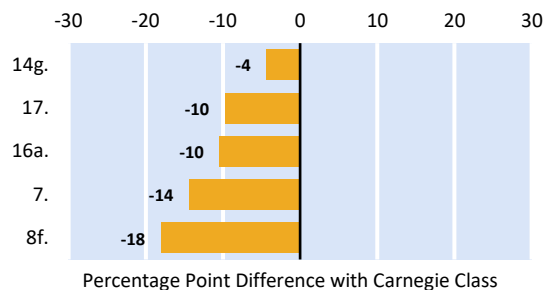
Institution emphasis on helping you manage your non-academic responsibilities (...) <sup>c</sup> (SE)

Spent more than 10 hours per week on assigned reading <sup>f</sup>

Spent more than 15 hours per week preparing for class

Assigned more than 50 pages of writing <sup>g</sup>

Discussions with... People from a country other than your own



#### Senior

##### Highest Performing Relative to Carnegie Class

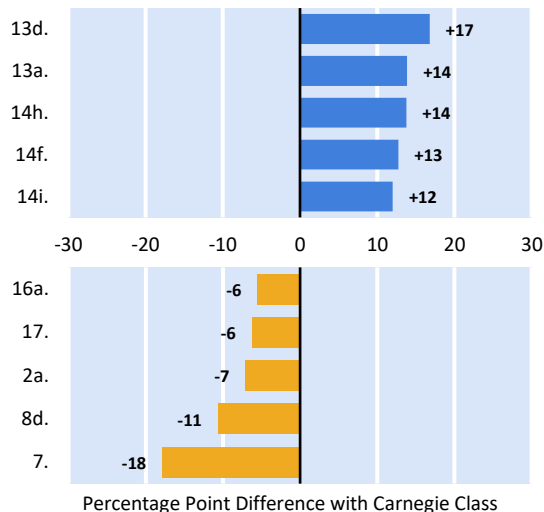
Quality of interactions with student services staff (...) <sup>d</sup> (QI)

Quality of interactions with students <sup>d</sup> (QI)

Institution emphasis on attending campus activities and events (...) <sup>c</sup> (SE)

Institution emphasis on providing support for your overall well-being... <sup>c</sup> (SE)

Institution emphasis on attending events that address important social/econ./polit. issues <sup>c</sup> (SE)



##### Lowest Performing Relative to Carnegie Class

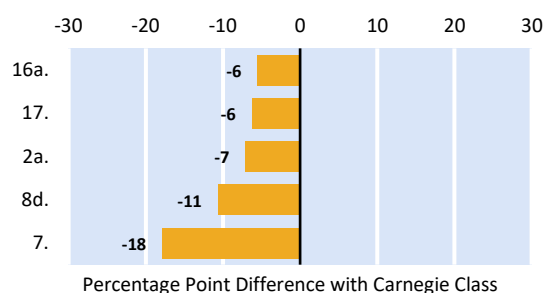
Spent more than 15 hours per week preparing for class

Spent more than 10 hours per week on assigned reading <sup>f</sup>

Combined ideas from different courses when completing assignments <sup>b</sup> (RI)

Discussions with... People with political views other than your own <sup>b</sup> (DD)

Assigned more than 50 pages of writing <sup>g</sup>



a. The items on this page come from the Engagement Indicators (EIs), High-Impact Practices (HIPs), Sense of Belonging (SB), the academic challenge questions on page 2, and four additional questions about effective teaching (new in 2021). Key to abbreviations for EI items: HO = Higher-Order Learning, RI = Reflective & Integrative Learning, LS = Learning Strategies, QR = Quantitative Reasoning, CL = Collaborative Learning, DD = Discussions with Diverse Others, SF = Student-Faculty Interaction, ET = Effective Teaching Practices, QI = Quality of Interactions, SE = Supportive Environment.

b. Combination of students responding "very often" or "often."

c. Combination of students responding "very much" or "quite a bit."

d. Rated at least 6 on a 7-point scale.

e. Percentage reporting at least "some."

f. Estimate based on the reported amount of course preparation time spent on assigned reading.

g. Estimate based on number of assigned writing tasks of various lengths.

h. Combination of students responding "strongly agree" or "agree."